BUILDINGEYE

+86-769-82078888 +86-769-87732448
400-6789-443 www.ifelift.com

MMOTTQ

iFE 快意电梯

CLASSICAL & GRACEFUL

IFE BUILDINGEYE-JO,BUILDINGEYE-ME

BUILDINGEYE-JO,BUILDINGEYE-ME IFE

BUILDINGEYE-JO,BUILDINGEYE-ME

BUILDINGEYE-JO, BUILDINGEYE-ME,embodies the simpleness and elegance by its beautiful shape, inner decoration,and fashinable design. Whenever you ride it , you will see that the ceiling and the floor maps each other, metal car door matches transparent glass which reflects modern atmosphere.
BUILDINGEYE-JO,BUILDINGEYE-ME panoramic elevator interpreter IFE on the building function and aesthetics to grasp vividly rendered, so that BUILDINGEYE -JO, BUILDINGEYE-ME in the construction both inside and outside with a wealth of appeal.

market hotel scenic spot

EASTERN ATHENS HOTEL

FOREIGN REPRESENTATIVE CASES

MASHARY
Kuwait MASHARY MALL

Existing Village Hotel Albert Court





Sha-Ali
Bangladesh Sha-Ali Shopping

MISHREFLN-4124
Kuwait LN-4124 NATIONAL SECURITY BUREAU AT MISHREF

ZL201621450975.5

_ r f i a f k d b v b

IFE

Outdoor sightseeing ladder equipped with accompanying cable windproof control system (optional)

}

LED

LED ,

LED car lighting leads the new wave of energy-saving elevators

All cars are equipped with LED lighting devices, which respond to the national call for energy saving, safe,efficient, radiation-free and easy to maintain. It is a modern model of healthy and green living.

45%

40 45% 5 10dB(A)

The energy saving of environmental protection driving system is up to 45%

The elevator is innovatively driven by permanent magnet synchronous traction machine to improve the operation efficiency, with low starting current, small volume and low noise. Compared with the elevator driven by worm wheel and worm, the elevator saves energy by 40-45% and reduces noise by 5-10db (A).

IFE

Intelligent control system to save more energy

IFE responds to green environmental needs and creates green driven elevators for customers. For example, when no one is in the elevator, the intelligent control system enables lighting, ventilation and so on to automatically switch to standby mode.

BEC01-00



: C50J00 H :
COP11J00
: CW98-00 H
: L01J00
: F03-00 PVC
: CC01-00 H
: H20-00



: HPC HL ED
COP11J00
: CW98J00 H
: L01J00
: F03-00 PVC
: CC02J00 CC0
:

DECORATION CONFIGURATION

COP34-00( )
:
:

COP34-00(Standard)
Panel: Hairline Stainless Steel
Display: White Dot-matrix

COP39-00( )
:
:

COP39-00(Optional)
Panel: Hairline Stainless Steel
Display: White Dot-matrix

COP16-00( )
:
:

COP16-00(Optional)
Panel: Hairline Stainless Steel
Display: Single Color LCD

HOP37-00( )
:
:

HOP37-00(Standard)
Panel: Hairline Stainless Steel
Display: White Dot-matrix

HOP41-00( )
:
:

HOP41-00(Optional)
Panel: Hairline Stainless Steel
Display: White Dot-matrix

HOP38-00( )
:
:

HOP38-00(Optional)
Panel: Hairline Stainless Steel
Display: White Segment Code

FLOORS

F01-01

F01-04

F01-05

F01-06


F01-07

F01-08

F02-03

F02-04

BUILDING EYE-TO-BUILDING EYE-ME

Run Func

Saf

Full selective collection

O

Full-load by pass

Landing zone Guard

DZ

Door Interlock

DI

Power supply

tting

DOSP

Home landing

Door Sequence by landing call

Door Pre-opening technology

Safe

Safe

Safe

41	FFS	Firefighting floor setting	
42	IO	Inspection operation	
43	FCPS	Flexible car park set	

Man-machine interface

44	DMPI	Dot-matrix(red) position indicator	LED
45	DMDI	Dot-matrix(red) direction indicator	LED
46	FMFS	Floor market flexible set	
47	AG	Arrival gong	

Emergency Function

48	AB	Alarm button	
49	ECL	Emergency car lighting	
50	FSI	Five station intercom 4x0.75mm2 (≤ 1800)	,
51	EFO	Emergency fire operation	
52	FO	Fireman's operation	,
53	ER	Emergency rescure	

3	Î 5 ﻫ ʊ ɣ	Emg ư	ɤ u ; ctie

Optional functions

BUILDINGEYE-JO

BUILDINGEYE-JO TECHNICAL SPECIFICATION

NO.	Specification		630(8 /p)			800(10 /p)			1050(14 /p)			1350(18 /p)	1600(21 /p)
01	kg Rated capacity(kg)		630			800			1050			1350	1600
02	Car shape												
03	m/s Speed(m/s)		1.0 1.75	1.0 1.75	1.0 1.75	1.0 1.75	1.0 1.75	1.0 1.75	1.0 1.75	1.0 1.75	1.0 1.75	1.0 1.75	1.0 1.75
04	Control system		Full collective operation										
05	Driving system		VVVF VVVF Driving										
06	Door control		VVVF VVVF Door control										
07	Traction machine		PM/Gearless										
08	Communication method		Serial Communication										
09	* * (mm) Car size(width*depth*height)		1100*1400*2350	1100*1550*2350		1300*1450*2350	1300*1600*2350		1500*1600*2350	1500*1700*2350		1700*1900*2350	1700*2200*2350
10	* (mm) Door opening size(width*height)		800*2100			800*2100			900*2100			1100*2100	1100*2100
11	(m) Travel height(TR)	1.0m/s	≤45			≤45			≤45			≤45	≤45
		1.75m/s	≤75			≤75			≤75			≤75	≤75
12	* (mm) Hoistway size (width*height)		2200*1850	2200*2050		2400*1950	2400*2050		2600*2050	2600*2150		3050*2350	3050*2650
13	Motor position		In the top of the shaft										
14	(mm) Overhead(OH)	1.0m/s	4700	4700	4700	4700	4700	4700	4700	4700	4700	4700	4700
		1.75m/s	4900	4900	4900	4900	4900	4900	4900	4900	4900	4900	4900
15	(mm) Pit depth(PD)	1.0m/s	1500	1700	1600	1500	1800	1600	1500	1900	1600	2000	2000
		1.75m/s	1650	1850	1750	1650	1950	1750	1650	2050	1750	2150	2150
16	Main power supply		380V 50Hz ≤4Ω										
		1.0m/s	3*6mm²+2*6mm²									3*10mm²+2*6mm²	
		1.75m/s	3*6mm²+2*6mm²						3*10mm²+2*6mm²				

≤700mm

Note The following overhead height is only applicable for the elevators that are not inside steel structure shaft and those elevators with car top is no more than 700mm away from the shaft wall.

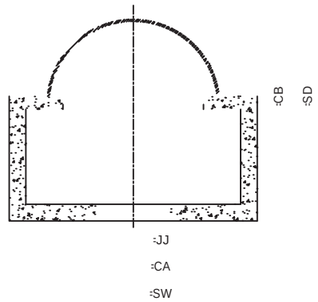

CB SD

JJ

CA

SW

Diamond panoramic elevator
shaft plan

shaft section plan